

OUT WITH THE OLD —
IN WITH THE NEW



Double-Hung | Double-Slide | Single-Hung | Single-Slide | Awning
Casement | Fixed, Radius & Geometric | Bay | Bow | Sliding Patio Door

RELIABILITY *for real life*®





Every JELD-WEN® window and patio door is built to last. We prove this by supporting each product with exceptional customer service and our industry-leading limited lifetime warranty. Review the complete warranty on page 33 or visit www.jeld-wen.com.

LIFETIME
LIMITED
WARRANTY



When you select JELD-WEN replacement windows and doors, you are choosing products that stand out from the crowd in their quality, design, reliability and innovation. This brochure is simply the first step in creating a vision for your home. We look forward to partnering with you to bring that vision to real life.

TABLE OF CONTENTS

Reliability	4	Premium Vinyl RS Collection	14	Warranty	33
Inspiration	8	Features & Options	16	About JELD-WEN	35
Case Studies	10				

Reliability is always the right answer

Replacement benefits

There are many factors to consider when remodeling. What do you update first? Does one option have more or fewer long-term benefits than another? Will you have a good return on your investment? Is there a choice that guarantees peace of mind? The key to answering these questions is to ensure you make a reliable choice. At JELD-WEN, we make our windows and patio doors to be just that. Over the next few pages, you'll learn how window replacement can benefit your home year after year.

Increased value

Depending on where you live, replacing your windows can increase your home's value by up to 75 percent (of the improvement cost). It can also add to your home's curb appeal. While windows that appear faded, damaged or dated can reflect poorly on a home overall, new windows enhance the entire look of your home. Since our windows are made with high-quality vinyl that won't chip, peel or fade, you can count on them to appear new long after they've been installed.

Greater energy efficiency



Replacing older windows with ENERGY STAR® qualified JELD-WEN replacement vinyl windows can substantially lower your utility bills. They are designed to prevent air movement through windows that are a major source of energy loss.

The Low-E and LoE³-366 glass we use also helps make your home more comfortable by keeping heat inside your home during cold weather and outside your home during hot weather. Then your HVAC system doesn't have to work as hard. That not only saves you money, but it's also more environmentally responsible.

More safety and security

Older windows and patio doors were tested to meet safety and security codes that aren't as stringent as they are today. JELD-WEN replacement vinyl windows and patio doors are designed and tested to meet the highest standards. They include features such as WEN-Lock® and cam-lock, which exceed industry-standard forced-entry tests, and patio doors with multipoint locks.





Reduced noise

Single-pane or double-pane windows with poor insulating qualities can contribute to homes being noisier than they need to be. Replacing these types of windows with our JELD-WEN replacement vinyl windows helps to reduce sound transmission, which means the inside of your home will be quieter and more enjoyable.

Aesthetic appeal

With JELD-WEN, vinyl windows and patio doors are more than a functional choice. We offer an ample range of design options to increase your home's character and uphold its architectural authenticity. Since every window is custom made for your home, you can select the frame color, configuration, glass option and decorative grille pattern that matches the architectural style of your home and your personal taste.

Additional benefits



JELD-WEN vinyl windows and patio doors are built to open and lock easily, resist condensation and mildew, and remain weathertight. In comparison with other updates to your home, they also offer the greatest overall benefit. For instance, new flooring or countertops are a good design choice, but they won't increase energy efficiency or safety; and updating an HVAC system will make your home more comfortable, but it won't increase your home's visual appeal. JELD-WEN replacement windows and doors work on many different levels to make your home a more comfortable, satisfying place to live.





WHY REPLACE

INSPIRATION

Contained within every JELD-WEN replacement window or door is a spark of inspiration designed to transform dreams into beautiful homes. We cordially invite you to imagine how our windows and doors can amplify your home's character or emphasize a room's personality.



Architecture

Your home's architecture is a strong indication of what type of windows you'll want to use. You can choose windows that will enhance the details of a traditional design, or seamlessly blend with clean, modern lines. You can also highlight your home's distinctive features with unique, custom windows. From a casement's contemporary simplicity to a single-hung's traditional styling, we're sure you'll find windows perfectly suited for your project.

Mood

As you mull over which windows you'll select, consider the mood you want to establish for your home's interior. For example, large, single lite windows can add a sense of drama to a room by opening it to sweeping vistas. However, in busy urban locations, a collection of smaller windows can serve as a way of opening up a room without sacrificing privacy.

Lighting

Windows can usher in light and warmth the way no other home element can. They also determine the amount, and even the hue, of light that blankets a room. In selecting a window, remember that west-facing windows let in direct sun and the rich colors of a sunset; east- and south-facing windows are best at immersing a room in bright, golden light and windows facing north let in cooler, shaded tones.

Shape and Size

When choosing windows, it's certainly helpful to have a wide variety of shapes and sizes to select from. We offer impressive custom capabilities for producing replacement windows for many applications. Each style offers its own ability to enhance your home's functionality and appearance.

Bays and Bows


Bay and bow windows add an extra dimension of visual interest to any room. Bay windows create cozy enclaves that make ideal sitting areas. Bow windows can subtly increase your room's size, and they offer an interesting architectural addition to any home.

Custom Designs

We treat every window we produce as a one-of-a-kind masterpiece intended to meet your specific requirements. So, if you desire something you see in your mind, rather than in this brochure, it's likely we can either accommodate your wishes or suggest an alternative that fulfills your dream. Along with the custom sizing and wide variety of styles we make, you can also combine window units to create the window you seek.



Premium Vinyl RS configurations with fixed and awning windows allow natural daylight and ventilation.



This Premium Vinyl RS configuration with fixed windows and casements captures the sweeping view and complements the architecture of this home.



Double-hung windows blend seamlessly with traditional interior mouldings.

CASE STUDIES

Out with the Old...

This 1868 Victorian farmhouse in Ohio has seen a lot, and unfortunately for the homeowner the windows showed it. They were old single-pane wood windows that had dry rot, leaked air, wasted energy and were sun damaged, causing checking and peeling that no amount of repair could restore. The locks and balances also made them almost impossible to operate. These problematic old windows detracted from the charm of this vintage home.



In with the New...

Enter JELD-WEN Premium Vinyl RS Collection windows. The new windows with Low-E insulating glass are about three times more energy efficient than the single-pane wood windows they replaced. The Cherry wood grain interior perfectly complements the existing wood casings and character of the home. The 5/8" flat grids honor the home's original architectural style and are historically accurate.

The pocket frame allowed the new windows to be installed without disrupting the existing interior or exterior casing, keeping the character of the home intact. Best of all, JELD-WEN replacement vinyl windows come with a lifetime warranty.*



CASE STUDIES

Out with the Old...

A traditional colonial-style farmhouse built in 1890 should exude plenty of historic charm, but the cost to heat and cool this home was anything but appealing. With monthly energy costs exceeding \$1,100 and rising, the homeowners knew they needed to improve their home's energy efficiency. But they didn't want to sacrifice the charm that had attracted them to the home in the first place. That's when they entered and won JELD-WEN's Scariest Utility Bill Contest.

JELD-WEN's home inspectors found that in addition to leaking air and wasting energy, the homeowner's old windows had several problems typical of wood windows created in the past. They were worn from dry rot, they wouldn't open or close and they required constant maintenance.



In with the New...

JELD-WEN's replacement Collection provided a solution that not only addressed the home's energy issues, but also preserved its aesthetic appeal. The pocket frames installed easily into the existing window openings without disturbing the architectural casings that contributed to the home's character. Using historic photographs, the homeowners selected a pattern for grilles between the glass (GBG) that matched the Victorian period in which their home was built. So while the traditional look of the home remains intact, the homeowner's energy usage has decreased by 50%, thanks to JELD-WEN.



PREMIUM VINYL RS COLLECTION

Each JELD-WEN® replacement vinyl window and patio door is built to last. We prove this by supporting each product with exceptional customer service and our industry-leading lifetime warranty.*

It's possible to make the process of replacing your windows satisfying and worry-free. All it takes are a few reliable choices. That's where JELD-WEN—a trusted name for windows and doors—comes in. We design and build each one of our vinyl windows and patio doors to update the performance and appearance of your home.

We offer a vast selection of products with plenty of options to meet your specific requirements, and our dealer network ensures you can easily get the windows and patio doors that are right for your region.

Whatever you select, you can count on our products to be energy efficient, secure and low-maintenance, which is sure to make your life easier. Every component is manufactured to be the very best — vinyl, insulating glass, hardware, and feature options. The products that we build, products that stand between you and the elements, need to be Reliable in Real Life.

*Review complete warranty on page 33.





FEATURES AND OPTIONS

When JELD-WEN developed the Premium Vinyl RS Collection, we decided to challenge the status quo of vinyl windows. We created an uncompromising collection of unique products that stand alone in appearance, design flexibility and appeal.

JELD-WEN® Premium Vinyl RS Collection vinyl windows and patio doors provide a vast selection of products with numerous options to meet your specific design and energy needs. Arguably the finest and most innovative windows and patio doors available, Premium Vinyl RS products will not disappoint.

JELD-WEN Premium Vinyl RS windows are available in a number of styles including double-hung, double-slide, single-hung, single-slide, casement, awning, bay, bow, fixed, radius and geometric windows and a sliding patio door.

With features like Simulated Divided Lites (SDL), even sight lines, simulated wood grain interiors, multiple hardware finishes and a vast array of color options, your possibilities are endless. The only limitation is your imagination.

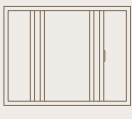
Able to complement any architectural style, from vintage Victorian to cutting-edge modern, JELD-WEN Premium Vinyl RS Collection windows and patio doors are versatile, beautiful and built to last.



Premium Vinyl RS vinyl windows preserve the authenticity of this Victorian era farm home.



Double-Hung



Double-Slide



Single-Hung



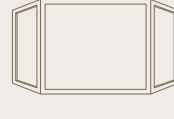
Single-Slide



Casement



Awning



Bay/Bow



Fixed, Radius and Geometric




Sliding Patio Door

Standard window and patio door hardware finishes



White
(with White frame)



Desert Sand
(with Desert Sand frame)



Chestnut Bronze
(with wood laminate interior)




Optional window hardware

Cam-lock shown
in optional
Brushed Chrome.




FEATURES AND OPTIONS

Optional window and patio door hardware finishes



Antique Brass



Polished Brass



Brushed Chrome



Multipoint casement lock shown in standard Desert Sand and White



Nesting casement & awning handles shown in optional Brushed Chrome.




Your window, your canvas, your color

Add color and excitement to Premium Vinyl RS windows with EverTone™ exterior color finish options in eight standard versatile shades designed to complement many popular trim and house paint colors. Or let your imagination go wild and order Premium Vinyl RS windows custom painted in any color you choose.

EverTone combines color pigments with bonding agents under heat and pressure to permanently adhere the finish to a white vinyl window. Cohesion rather than adhesion results in a finish that reflects heat and ultraviolet light far better than traditional coated finishes. Premium Vinyl RS windows with EverTone retain their exterior color, gloss and finish for years to come.




8 Standard Colors*



French Vanilla



Desert Sand



Mesa Red



Hartford Green



Chestnut Bronze



Dark Chocolate



Black



Arctic Silver

*Colors shown may not match exact finish

FEATURES AND OPTIONS



Interior finishes

Match the beauty of traditional wood mouldings and casings with interior woodgrain laminated finishes in Cherry, Light Oak and Dark Oak.

Optional Laminate Woodgrain

Standard Vinyl



Dark Oak



Light Oak



Cherry



White



Desert Sand

Patio door features



Retractable screen available on the Premium Vinyl RS Sliding Patio Door



Two-point lock

Optional patio door handle set in Brushed Chrome



Blinds between the glass available on the Premium Vinyl RS Sliding Patio Door

Decorative grille options

Grilles between the Glass (GBG)

Add character to your home with grilles between the glass. This low-maintenance choice requires no upkeep and allows for easier window cleaning. We offer flat or contoured grilles in several patterns and colors. Mix and match them for a look that is uniquely yours. (Not available with Energy Saver® Max.)




Contour 5/8" 1" Flat 5/8" 7/8"

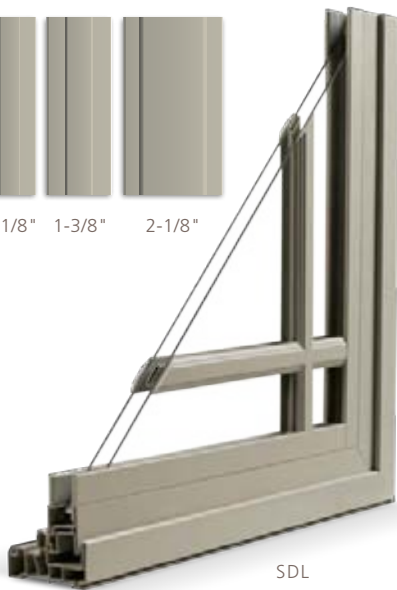


GBG

Contour



7/8" 1-1/8" 1-3/8" 2-1/8"



SDL

Simulated Divided Lites (SDL)

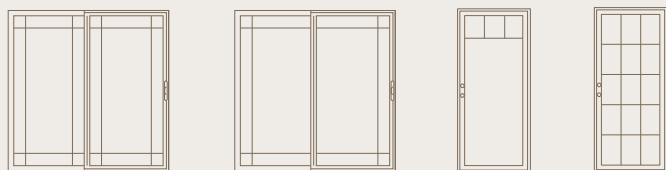
SDL offer the most authentic divided lite appearance. This option includes bars that are permanently attached to the interior and exterior of the window and feature a shadow bar placed between the panes of insulating glass to provide design detail. Available in four different widths, these SDL bars replicate classic window profiles for architectural accuracy. We offer contoured grilles in several patterns and colors that can be mixed and matched to your liking.

Wood Grain Grilles (interior only)

Grilles between the glass (GBG) and Simulated Divided Lites (SDL) are available in three wood-grain finishes. Choose rich Cherry, classic Light Oak or rustic Dark Oak to complement your home.



Grille Patterns



Prairie Glass

Prairie Frame

Cottage

Colonial



GLASS OPTIONS



Obscure Glass



Glue Chip Glass



Rain Glass

Tinted



Low-E



LoE3-366



Bronze



Grey

Replacing your windows is an exercise in individuality. One of the areas where you can incorporate your personal tastes into your home is the glass you choose for your windows.

Premium Vinyl RS offers a range of beautiful glass types to enhance your home. Choose from a variety of textured glass options to protect your privacy and provide design flexibility. We also have a number of tinted glass options available to provide additional protection from sunlight and warm conditions.

Textured



Obscure



Glue Chip



Rain



Reed

Energy Saver®




Energy Saver® upgrades the spacer between the glass from warm edge Intercept spacer to Super Spacer®. This thermoset structural foam contains no metal components and reduces energy loss through the edge of the glass by an average of 4% compared to our standard spacer. Because Super Spacer is made of structural foam, it allows the glass unit to expand and contract without creating stress on the seal that holds the glass panels together. The result is an insulating glass unit that saves energy and performs better over time.



Energy Saver® Plus



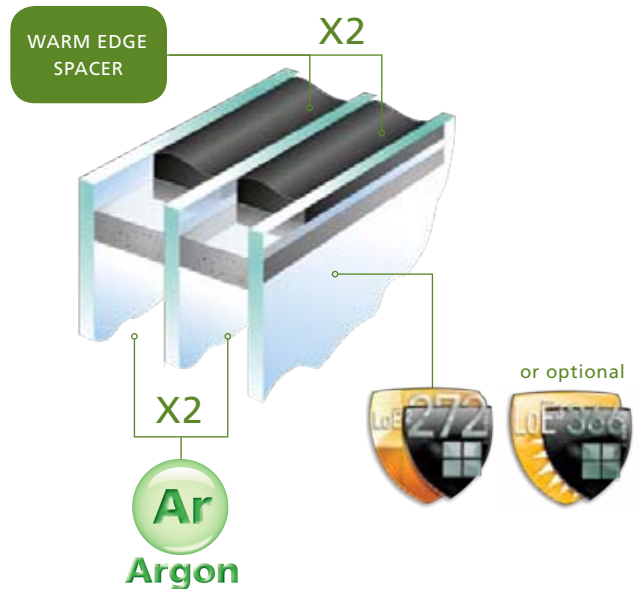
The best value in insulating glass, Energy Saver® Plus includes a thermally improved spacer system that reduces heat transfer through the edge of the glass, argon gas for improved thermal performance and LoE³-366 glass. With triple layers of Low-E coating, LoE³-366 helps you save energy through improved thermal performance, reduces solar heat gain and helps protect interior furnishing from fading. With Energy Saver Plus, your windows qualify for tax credits under the economic stimulus plan.



Energy Saver® Max

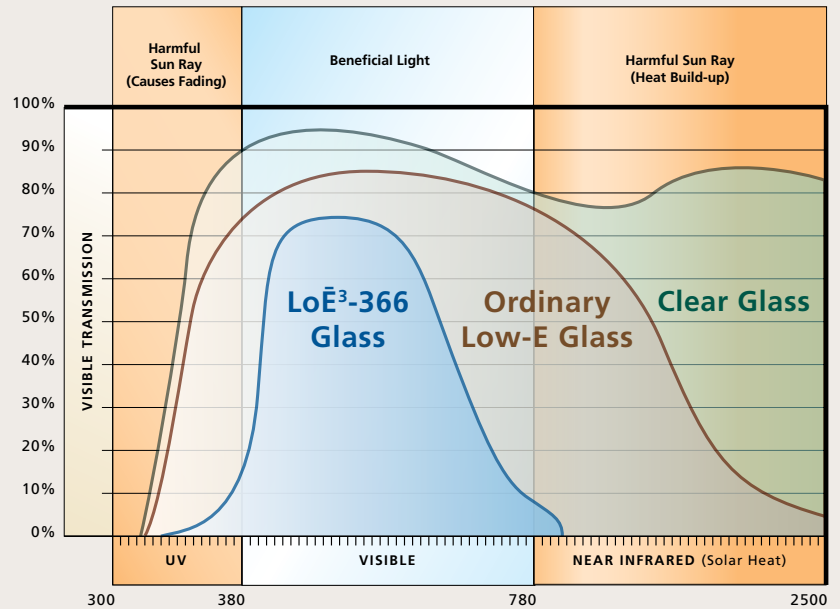


For the maximum energy protection, select Energy Saver® Max. Three layers of glass with two sealed air spaces provide maximum protection in cold winter climates. Two separate seals with Super Spacer® protect the seal of the glass unit. Two chambers filled with argon gas double the protection against heat loss through the glass. Add a layer of Low-E coated glass, or optional triple-coated LoE³-366, and rest comfortably even in the harshest weather (SDL not available with this option).



LoE³-366

For homeowners with south or west facing windows, high levels of sunshine can be the biggest energy challenge. For maximum protection against radiant heat gain from sunlight, we recommend LoE³-366. Three layers of Low-E coating offer triple protection against heat gain. LoE³-366 also reduces ultraviolet light transmittance through windows by 95% for maximum protection against fading.



Sound Performance

Your home should be a place where you can escape the sometimes hectic and noisy environments of modern living. For that reason, sound reduction is a major consideration when we design our products.

JELD-WEN vinyl replacement windows are a vast improvement over single-pane windows that are found in many homes today.

The improvements in our products that address energy performance, such as multi-chamber frame designs, dual and triple glazing and enhanced weatherstripping make them sound efficient as well.

Neat® Glass

With this glass option you gain natural cleaning convenience. By harnessing the sun's UV rays (even when the sky is cloudy) to loosen dirt from the glass, rainwater can easily rinse away grime. No manual activation is required.



PREMIUM VINYL RS DOUBLE-HUNG

Overview

Nothing fits classic American style better than double-hung windows. With two operating sash that bypass each other, this look never goes out of style. Double-hung windows are also great for ventilation. JELD-WEN® Premium Vinyl RS double-hung windows feature single action cam-style locks and a constant force balance system for easy and reliable operation and secure peace of mind, and the sash tilt in for convenient cleaning.

Standard Features

- Vinyl Color: White
- 3/4" overall double-strength insulating glass with warm-edge spacer
- Low-E glass with argon gas
- Even sight lines for architecturally accurate look
- Frames assembled utilizing fusion-welded technology for greater strength and stability
- Frame width 3-1/4"
- Sash is 1-1/4" thick
- Both sash tilt for easy cleaning
- Low-profile tilt releases
- Secondary stops for nighttime ventilation
- Color-matched hardware in White, Desert Sand or Chestnut Bronze
- Single-action cam-style lock, double locks on 32" and wider sash for extra security
- Sloped sill for better water drainage
- Sloped sill adapter for easy installation
- Constant force balance system
- Fiberglass charcoal-color, half screen in extruded aluminum frame to match the color of the window
- Finpile weatherstrip applied along full perimeter of operating sash for reduced air infiltration



Optional Features

- Vinyl Color: Desert Sand
- Exterior EverTone™ colors: French Vanilla, Desert Sand, Mesa Red, Hartford Green, Chestnut Bronze, Dark Chocolate, Black, and Arctic Silver. Custom colors available.
- Interior laminated woodgrain options in: Light Oak, Dark Oak or Cherry
- Deluxe cam lock with integrated tilt sash release
- Hardware finishes in Antique Brass, Polished Brass, Brushed Chrome
- Tempered glass available with all glazing options
- Energy Saver® Plus glass package
- Energy Saver® Max glass package
- LoE³-366 high-performance glass
- Neat® glass for easy-clean surfaces
- Solar control glass in Bronze Tint or Grey Tint
- Decorative and privacy glass options include Obscure, Glue Chip, Rain or Reed
- Simulated divided lites (SDL) available in 7/8", 1-1/8", 1-3/8" and 2-1/8" widths*
- Grilles between the glass (GBG) - 5/8" and 7/8" flat, 5/8" and 1" contoured or patterns include Colonial, Prairie Frame, Prairie Glass or Cottage*
- Nailing fin or block frame to accommodate all replacement installations
- Full screen

*Not available on Energy Saver® Max

PREMIUM VINYL RS DOUBLE-SLIDE

Overview

JELD-WEN® Premium Vinyl RS double-slide windows allow for ventilation without taking up additional space when opened. Featuring single-action cam-style locks and innovative rollers for smooth operation, double-slide windows utilize two sash that bypass horizontally. Available in versatile variations like end sliders, bottom sliders and two panel sliders, the JELD-WEN Premium Vinyl RS double-slider is a popular choice for any home.

Standard Features

- Vinyl Color: White
- 3/4" overall double-strength insulating glass with warm-edge spacer
- Low-E glass with argon gas
- Even sight lines for architecturally accurate look
- Frames assembled utilizing fusion-welded technology for greater strength and stability
- Frame width 3-1/4"
- Sash is 1-1/4" thick
- Secondary stops for nighttime ventilation
- Color-matched hardware in White, Desert Sand or Chestnut Bronze
- Single action cam-style lock, double locks on 32" and wider sash for extra security
- Fiberglass charcoal-color, half screen in extruded aluminum frame to match the color of the window
- Finpile weatherstrip applied along full perimeter of operating sash for reduced air infiltration

Optional Features

- Vinyl Color: Desert Sand
- Exterior EverTone™ colors: French Vanilla, Desert Sand, Mesa Red, Hartford Green, Chestnut Bronze, Dark Chocolate, Black, and Arctic Silver. Custom colors available.
- Interior laminated woodgrain options in: Light Oak, Dark Oak or Cherry
- Hardware finishes in Antique Brass, Polished Brass, Brushed Chrome
- Tempered glass available with all glazing options
- Energy Saver® Plus glass package
- Energy Saver® Max glass package
- LoE³-366 high performance glass
- Neat® glass for easy-clean surfaces
- Solar control glass in Bronze Tint or Grey Tint
- Decorative and privacy glass options include Obscure, Glue Chip, Rain or Reed
- Simulated divided lites (SDL) available in 7/8", 1-1/8", 1-3/8" and 2-1/8" widths*
- Grilles between the glass (GBG) - 5/8" and 7/8" flat, 5/8" and 1" contoured or patterns include Colonial, Prairie Frame, Prairie Glass or Cottage*
- Nailing fin or block frame to accommodate all replacement installations
- Full screen



*Not available on Energy Saver® Max

PREMIUM VINYL RS SINGLE-HUNG

Overview

Single-hung windows convey the sense of traditional American design. Opening with the bottom sash sliding towards the top, this traditional look complements any architectural style. Our Premium Vinyl RS Single-Hung windows feature the MAG-Lock™ for intuitive operation and secure peace of mind, and the sash can easily be removed for convenient cleaning.



Standard Features

- Vinyl Color: White
- 3/4" overall double-strength insulating glass with warm-edge spacer
- Low-E glass with argon gas
- Even sight lines for architecturally accurate look
- Frames assembled utilizing fusion-welded technology for greater strength and stability
- Frame width 3-1/4"
- Sash is 1-1/4" thick
- Side-load sash for greater security
- Secondary stops for nighttime ventilation
- Color-matched hardware in White, Desert Sand or Chestnut Bronze
- Pocket sill with concealed weep system
- Sloped sill adapter for easy installation
- Block and tackle balance system
- Fiberglass charcoal-color, half screen in aluminum frame to match the color of the window
- Finpile weatherstrip applied along full perimeter of operating sash for reduced air infiltration

Optional Features

- Vinyl Color: Desert Sand
- Exterior EverTone™ colors: French Vanilla, Desert Sand, Mesa Red, Hartford Green, Chestnut Bronze, Dark Chocolate, Black, and Arctic Silver. Custom colors available.
- Interior laminated woodgrain options in: Light Oak, Dark Oak or Cherry
- Deluxe cam lock with ergonomic locking lever
- Hardware finishes in Antique Brass, Polished Brass, Brushed Chrome
- Tempered glass available with all glazing options
- Energy Saver® Plus glass package
- Energy Saver® Max glass package
- LoE³-366 high-performance glass
- Neat® glass for easy-clean surfaces
- Solar control glass in Bronze Tint or Grey Tint
- Decorative and privacy glass options include Obscure, Glue Chip, Rain or Reed
- Simulated divided lites (SDL) available in 7/8", 1-1/8", 1-3/8" and 2-1/8" widths*
- Grilles between the glass (GBG) - 5/8" and 7/8" flat, 5/8" and 1" contoured or patterns include Colonial, Prairie Frame, Prairie Glass or Cottage*
- Nailing fin or block frame to accommodate all replacement installations

PREMIUM VINYL RS SINGLE-SLIDE

Overview

Premium Vinyl RS single slide windows feature a clean streamlined look which makes them a good choice for many homeowners. Each sliding window has a stationary sash and a fixed sash that slides to the left or right. Featuring the intuitive and easy to use MAG-Lock™, the operating panel slides on machined Delrin rollers on a raised metal monorail track for incredibly smooth operation. Sliders are versatile in their design. End sliders, bottom sliders and two panel sliders are popular variations on this classic window type.

Standard Features

- Vinyl Color: White
- 3/4" overall double-strength insulating glass with warm-edge spacer
- Low-E glass with argon gas
- Even sight lines for architecturally accurate look
- Frames assembled utilizing fusion-welded technology for greater strength and stability
- Frame width 3-1/4"
- Sash is 1-1/4" thick
- Secondary stops for nighttime ventilation
- Color-matched hardware in White, Desert Sand or Chestnut Bronze
- Fiberglass charcoal-color, half screen in aluminum frame to match the color of the window
- Finpile weatherstrip applied along full perimeter of operating sash for reduced air infiltration



Optional Features

- Vinyl Color: Desert Sand
- Exterior EverTone™ colors: French Vanilla, Desert Sand, Mesa Red, Hartford Green, Chestnut Bronze, Dark Chocolate, Black, and Arctic Silver. Custom colors available.
- Interior laminated woodgrain options in: Light Oak, Dark Oak or Cherry
- Hardware finishes in Antique Brass, Polished Brass, Brushed Chrome
- Tempered glass available with all glazing options
- Energy Saver® Plus glass package
- Energy Saver® Max glass package
- LoE³-366 high performance glass
- Neat® glass for easy-clean surfaces
- Solar control glass in Bronze Tint or Grey Tint
- Decorative and privacy glass options include Obscure, Glue Chip, Rain or Reed
- Simulated divided lites (SDL) available in 7/8", 1-1/8", 1-3/8" and 2-1/8" widths*
- Grilles between the glass (GBG) - 5/8" and 7/8" flat, 5/8" and 1" contoured or patterns include Colonial, Prairie Frame, Prairie Glass or Cottage*
- Nailing fin or block frame to accommodate all replacement installations



PREMIUM VINYL RS CASEMENT / AWNING

Overview

Casement windows are hinged on one side like a door, allowing you to crank them open with an ergonomic handle that folds when not in use. This practical operating style allows for ease of operation and provides a great deal of ventilation, and the multipoint lock provides security. They also deliver the most unobstructed viewing areas and ventilation of any window. Use them as a foundation for multiple window configurations, and you can dream up a multitude of designs that maximize your view.

Awning windows are hinged at the top and crank out from the bottom to allow for ventilation while protecting your home from the elements. Featuring scissor-hinge hardware, these windows can be opened as little or as much as desired.



Standard Features

- Vinyl Color: White
- 3/4" overall double-strength insulating glass with warm-edge spacer
- Low-E glass with argon gas
- Frames assembled utilizing fusion-welded technology for greater strength and stability
- Frame width 3-1/4"
- Sash is 2-1/4" thick
- Color-matched hardware in White, Desert Sand or Chestnut Bronze
- Casements utilize dual-arm operators with corrosion-resistant coating and a multipoint lock with single-actuating handle (smaller sizes may use single-arm dyad operator); color-matched lock and operator
- Awning utilize scissor hardware with corrosion-resistant coating and two single actuating handle locks; color-matched lock and operator
- Fiberglass Charcoal-color insect screen in an aluminum frame to match the color of the window
- Double row of nylon-encased, closed-cell foam weatherstrip along the full perimeter of the frame
- C50-DP rated

Optional Features

- Vinyl Color: Desert Sand
- Exterior EverTone™ colors: French Vanilla, Desert Sand, Mesa Red, Hartford Green, Chestnut Bronze, Dark Chocolate, Black and Arctic Silver. Custom colors available.
- Interior laminated woodgrain options in: Light Oak, Dark Oak or Cherry
- Hardware finishes in Antique Brass, Polished Brass, Brushed Chrome
- Sound control package with uneven glass widths achieves an STC rating 34
- Tempered glass available with all glazing options
- Energy Saver® Plus glass package
- Energy Saver® Max glass package
- LoE³-366 high-performance glass
- Neat® glass for easy-clean surfaces
- Solar control glass in Bronze Tint or Grey Tint
- Decorative and privacy glass options include Obscure, Glue Chip, Rain or Reed
- Simulated divided lites (SDL) available in 7/8", 1-1/8", 1-3/8" and 2-1/8" widths*
- Grilles between the glass (GBG) - 5/8" and 7/8" flat, 5/8" and 1" contoured or patterns include Colonial, Prairie Frame, Prairie Glass or Cottage*
- Nailing fin or block frame to accommodate all replacement installations

*Not available on Energy Saver® Max

PREMIUM VINYL RS FIXED, RADIUS AND GEOMETRIC

Overview

Fixed, radius and geometric window styles allow you to frame your view as if it were a picture, allowing you to emphasize your home's architecture and feature the vistas that surround it. Regardless of the shape and size you choose, you can still count on the benefits from the high-performance features found on our other styles.

These windows do not open, but feel free to coordinate them with any of our operating windows to achieve the optimal balance of viewing pleasure and ventilation.

Standard Features

- Vinyl Color: White
- 3/4" overall double-strength insulating glass with warm-edge spacer
- Low-E glass with argon gas
- Frames assembled utilizing fusion-welded technology for greater strength and stability
- Frame width 3-1/4"
- C35-DP rated



Optional Features

- Vinyl Color: Desert Sand
- Exterior EverTone™ colors: French Vanilla, Desert Sand, Mesa Red, Hartford Green, Chestnut Bronze, Dark Chocolate, Black and Arctic Silver. Custom colors available.
- Interior laminated woodgrain options in: Light Oak, Dark Oak or Cherry
- Sound control package with uneven glass widths achieves an STC rating 34
- Tempered glass available with all glazing options
- Energy Saver® Plus glass package
- Energy Saver® Max glass package
- LoE³-366 high-performance glass
- Neat® glass for easy-clean surfaces
- Solar control glass in Bronze Tint or Grey Tint
- Decorative and privacy glass options include Obscure, Glue Chip, Rain or Reed
- Simulated divided lites (SDL) available in 7/8", 1-1/8", 1-3/8" and 2-1/8" widths*
- Grilles between the glass (GBG) - 5/8" and 7/8" flat, 5/8" and 1" contoured or patterns include Colonial, Prairie Frame, Prairie Glass or Cottage*
- Nailing fin or block frame to accommodate all replacement installations
- C50-DP rated

*Not available on Energy Saver® Max

PREMIUM VINYL RS BAY AND BOW

Overview

Think outside the box. With bay or bow windows, you can add a new dimension to your living space. Our bow windows feature a set of joined windows that can open up a small space and increase your view. Bay windows similarly open up a space and can provide a shelf for plants or decoration. All bay and bow windows come with head and seat boards and support systems for reliable installation.

Standard Features

- Vinyl Color: White
- 3/4" overall double-strength insulating glass with warm-edge spacer
- Low-E glass with argon gas
- Frames assembled utilizing fusion-welded technology for greater strength and stability
- Color matched hardware in White, Desert Sand or Chestnut Bronze
- Cable suspension system for integrity, stability and safe and easy installation
- CARB-compliant (formaldehyde free wood in attached head and seat board)



Optional Features

- Vinyl Color: Desert Sand
- Exterior EverTone™ colors: French Vanilla, Desert Sand, Mesa Red, Hartford Green, Chestnut Bronze, Dark Chocolate, Black and Arctic Silver. Custom colors available.
- Bow Windows – 3, 4 or 5 wide configurations
- Bay Windows – 30 or 45 degree units
- Flankers available as double-hung, casement or fixed windows
- Interior laminated woodgrain options in: Light Oak, Dark Oak or Cherry
- Tempered glass available with all glazing options
- Energy Saver® Plus glass package
- Energy Saver® Max glass package
- LoE³-366 high-performance glass
- Solar control glass in Bronze Tint or Grey Tint
- Decorative and privacy glass options include Obscure, Glue Chip, Rain or Reed
- Simulated divided lites (SDL) available in 7/8", 1-1/8", 1-3/8" and 2-1/8" widths*
- Grilles between the glass (GBG) - 5/8" and 7/8" flat, 5/8" and 1" contoured or patterns include Colonial, Prairie Frame, Prairie Glass or Cottage*



*Not available on Energy Saver® Max

PREMIUM VINYL RS SLIDING PATIO DOORS

Overview

Premium Vinyl RS sliding patio doors operate with ease and allow you to take full advantage of your outdoor living space. Our doors feature heavy-duty tandem rollers for easy operation. They are also available with a variety of options, from the wide stile and rails that simulate classic French patio doors to retractable screens that allow you to admire your views without distraction.

Available in configurations up to four panels, Premium Vinyl RS sliding patio doors can dramatically open wall space as large as 16' wide and 8' tall.

Standard Features

- Vinyl Color: White
- 3/4" overall tempered insulating glass with warm-edge spacer
- Low-E glass with argon gas
- Metal reinforced for high wind load resistance
- Frames assembled utilizing fusion-welded technology for greater strength and stability
- Frame depth 4-5/8"
- Narrow stiles and rails for maximum viewing area
- Color matched hardware in White, Desert Sand or Chestnut Bronze
- Contoured handle with multi-point lock
- Heavy-duty fiberglass Charcoal-color insect screen in an aluminum frame to match the color of the patio door
- Finpile weatherstrip applied along full perimeter of operating sash for reduced air infiltration
- C35-DP rated (2 panel unit)



Optional Features

- Vinyl Color: Desert Sand
- Exterior EverTone™ colors: French Vanilla, Desert Sand, Mesa Red, Hartford Green, Chestnut Bronze, Dark Chocolate, Black and Arctic Silver. Custom colors available.
- Interior laminated woodgrain options in: Light Oak, Dark Oak or Cherry
- Hardware finishes in Antique Brass, Polished Brass, Brushed Chrome
- Keyed cylinder lock
- Sound control package with uneven glass widths achieves an STC rating 34
- Energy Saver® Plus glass package
- Energy Saver® Max glass package
- LoE³-366 high-performance glass
- Solar control glass in Bronze Tint or Grey Tint
- Blinds between the glass** (BBG) in White, 5-0 X 6-8 and 6-0 X 6-8 door sizes
- Simulated divided lites (SDL) available in 7/8", 1-1/8", 1-3/8" and 2-1/8" widths*
- Grilles between the glass (GBG) - 5/8" and 7/8" flat, 5/8" and 1" contoured or patterns include Colonial, Prairie Frame, Prairie Glass or Cottage*
- Nailing fin or block frame to accommodate all replacement installations
- Three- and four-panel configurations
- Wide stile and rail for a French door look
- Factory-installed retractable screen

*Not available on Energy Saver® Max

**Low-E glass and grilles between the glass not available with blinds between the glass.

JELD-WEN® VINYL WINDOW & PATIO DOOR LIMITED WARRANTY

OUR WARRANTY TO YOU...

JELD-WEN® Products¹ are designed to create lasting value for your home. This warranty is effective for all JELD-WEN vinyl Products manufactured on or after **May 1, 2009** for use in the United States². Any previous warranties will continue to apply to products manufactured by JELD-WEN prior to this date. For additional information, including care and maintenance instructions, installation instructions, and previous warranties, refer to www.jeld-wen.com.

What this warranty COVERS

Except as set forth in the Special Coverages section below, we warrant that if your JELD-WEN Product exhibits a defect in material or workmanship within the time periods from the date of manufacture as specified below, we will, at our option, repair, replace or refund the purchase price of the Product or component part.

Owner-Occupied Single-Family Residence Lifetime Warranty

We warrant our Products to the original owner of the owner-occupied single-family residence in which they are initially installed **for as long as you own and occupy your residence**. Skilled labor³ (where deemed necessary by us) to repair or replace any component is provided **for as long as you own and occupy your residence**.

Transferability

The Owner-Occupied Single-Family Residence warranty is transferable as follows. In the event you sell your residence or it becomes occupied by other than the original owner, the warranty is **ten (10)** years from the date of manufacture. Skilled labor³ (where deemed necessary by us) to repair or replace any component is provided for **two (2)** years from the date of manufacture.

Commercial Ten Year Warranty (Other than Owner-Occupied Single-Family Residence)

We warrant our Products for a period of **ten (10)** years from the date of manufacture. Skilled labor³ (where deemed necessary by us) to repair or replace any component is provided for **two (2)** years from the date of manufacture.

Transferability

The Commercial warranty is transferable as follows. In the event you sell the building, this warranty is transferable to subsequent owners.

Special Coverages (Applies to both Owner-Occupied and Commercial)

The following special coverages include **free** replacement parts; skilled labor³ necessary to replace components of the window or door is provided as stated above.

ImpactGard® Glass: We warrant each ImpactGard glass unit for **ten (10)** years.

Special Glazings (including laminate glass units other than ImpactGard): We warrant special glazings (including glass options not listed in our product literature e.g., leaded or decorative glass) for **five (5)** years.

Blinds/Shades Between the Glass: We warrant the insulated glass unit (including the seal), the external control mechanism, and the operation of the shade/blind for **ten (10)** years.

Spontaneous Glass Breakage: We warrant sealed glass units installed in windows and patio doors (excluding laminated glass, and special glazings) for spontaneous breakage for **one (1)** year (to include free replacement glass and skilled labor³ necessary to replace the glass for **one (1)** year. Spontaneous breakage occurs when the glass develops a crack without sign of impact.

Retractable Screens: We warrant retractable roll screens for **five (5)** years.

Accidental Glass Breakage and Screen Damage: On our Premium RS, Bravo, Primo and Ipex Replacement window and patio doors product lines, our standard component warranty (Owner-Occupied or Commercial) will extend to screen damage and to glass breakage (for products ordered with double-strength or thicker annealed glass only), unless the damage is attributable to acts of nature (e.g. fire, hurricane, etc.), civil disorder, building settling, structural failures of walls or foundations or improper installation, storage, or handling. Special glazings and ImpactGard glass are not covered by this glass breakage warranty.

Colored Exterior and Laminated Interior: We warrant that our factory-applied painted exterior color and factory-applied laminate interior finishes will not peel, blister, or flake for **ten (10)** years. Our applied exterior color will not exhibit excessive color change⁴ for **ten (10)** years. Note: this coverage does not extend to discoloration, polish, surface damage, or alteration caused by the use of natural or chemical solvents or an environmental factor causing such damage.

How To Get Assistance

If you have a problem with your JELD-WEN Product, contact the dealer/distributor or contractor from whom you purchased your product or contact us directly:

Mail: JELD-WEN Customer Care
Attn: Vinyl Warranty Claims
P.O. Box 1329, Klamath Falls, OR 97601
Phone: 888-JWHelpU (888-594-3578)
Fax: 800-436-5954
E-mail: jeldwenwarranty@jeld-wen.com

We can respond quickly and efficiently if you provide the following: a) product identification (from the original order/invoice, spacer code, permanent label, or the window identification number found on corner of glass), b) how to contact you, c) the address where the product can be inspected, and d) a description of the apparent problem and the product (photographs are helpful).

What We Will Do

Upon receiving your notification, we will send out an acknowledgement, usually within three business days. We will investigate your claim and will begin to take appropriate action within 30 days after notification. If it is determined that the Product does not have a defect covered by the labor warranty, we may charge an inspection fee for any onsite inspection that is required or requested by you. Because manufacturing materials and techniques can change, replacement part(s) may not be an aesthetic match to the original. Replacement components/products are warranted for the balance of the original product warranty or 90 days, whichever is longer. If we determine we are unable to provide replacement parts and repair is not practicable or cannot be made timely, then we will refund the unit/component purchase price.

What This Warranty Does NOT Cover

JELD-WEN is not liable for:

- Normal wear and tear; natural weathering of surfaces.
- Normal wear and tear to hardware and naturally occurring changes to hardware finishes (e.g., corrosion or tarnishing).
- Damage caused by chemicals (e.g. brick wash) or a harsh environment (e.g., salt spray or airborne pollutants).
- Product failure due to misuse or abuse; damage caused by failure to provide maintenance, by alteration or modification to the window (e.g. customer applied tints or films, paint finishes, security systems), or as a result of any cause beyond the control of JELD-WEN (e.g. fire, flood, earthquake, other acts of nature, and acts of third parties outside of our reasonable control).
- Glass breakage (except as specifically covered above).

- Slight imperfections or wavy distortions in the glass that don't impair structural integrity. Note: wavy distortions in the glass (e.g. related to laminate interlayer or heat strengthening of glass) are not considered a defect. Slight color variations in glass are not considered a defect.
- Improper installation not in conformance with JELD-WEN installation instructions (note: see www.jeld-wen.com for current installation instructions); operational problems and problems related to water and/or air infiltration/leaking as a result of improper installation or flaws in building design or construction.
- Damage or poor product performance resulting from installation into a condition that exceeds product design standards and/or certified performance specifications and/or is not in compliance with building codes.
- Damage caused by extreme artificial temperature buildup or exposure (e.g., where storm doors/windows are present).
- Product or component performance decline due to aging, inert gas dissipation, natural processes or failure to provide proper maintenance. Note: Other than inert gas loss due to seal failure, the migration of an inert gas, such as argon, is a natural process that occurs over time and is not a defect.
- Screen damage due to normal wear and tear, misuse, abuse, or insect or animal activity (except as specifically covered above).
- Condensation or damage as a result of condensation (Note: unless due to insulating glass failure, most condensation problems are related to excessive humidity levels in a structure. Contact a heating/air conditioning specialist for help).
- Labor and materials for repainting or refinishing activities or the removal or disposal of defective product(s); labor exceeding the time periods specified above.
- Incidental or consequential damage. Some states do not allow the exclusion or limitation of incidental or consequential damages, so this may not apply to you.

Important Legal Information

This Limited Warranty document sets forth our maximum liability for our products. We shall not be liable for special, indirect, consequential, or incidental damages. Your sole and exclusive remedy with respect to any and all losses or damages resulting from any cause whatsoever shall be as specified above. We make no other warranty or guarantee, either express or implied, including implied warranties of merchantability and fitness for a particular purpose to the original purchaser or to any subsequent user of the product, except as expressly contained herein. In the event state or provincial law precludes exclusion or limitation of implied warranties, the duration of any such warranties shall be no longer than, and the time and manner of presenting any claim thereon shall be the same as, that provided in the express warranty stated herein. This Limited Warranty document gives you specific legal rights, and you may have other rights that vary from state/province to state/province.

No distributor, dealer or representative of JELD-WEN has the authority to change, modify or expand this warranty. The original purchaser of this Product acknowledges that they have read this warranty, understand it and are bound by its terms and agrees to provide this warranty to the original owner of the structure into which the Product is installed.

¹ "JELD-WEN Products" shall refer to vinyl window and patio door products manufactured in the United States and marketed under the JELD-WEN brand name for use in the United States.

² For warranty coverage on vinyl products manufactured in the United States and installed in Canada, please see our Canadian warranty or call (888)-JWHELPU for assistance.

³ "Skilled labor" refers to tasks where specialized technical knowledge, experience, methods or tools are required to properly identify, diagnose and/or correct product-related problems.

⁴ Fading or changing in color of the applied exterior color finish is not a defect unless it exceeds five (5) E units, calculated in accordance with ASTM D2244, paragraph 6.3. Color change shall be measured on an exposed colored surface that has been cleaned of soils, and the corresponding values measured on the original or unexposed colored surface. Fading or color changes may not be uniform if the surfaces are not equally exposed to the sun and elements. If the above ASTM standards change, the standard in effect at the time of purchase applies. As an option to replacement, we may choose to refinish the product.

© 2009, JELD-WEN, inc. | JELD-WEN and ImpactGard are registered trademarks of JELD-WEN, inc., OREGON, USA.





ABOUT JELD-WEN

SINCE 1960, when JELD-WEN began as a small Oregon millwork plant, we've been dedicated to creating reliable windows and doors that are energy efficient, beautiful and worry-free.

JELD-WEN is proud to be a member of the Green Building Initiative (GBI). GBI is a nonprofit organization that accelerates green building practices by promoting environmentally progressive approaches that are practical, affordable and accessible to mainstream builders, architects and developers. As a member, we help state and local homebuilder associations develop local green building programs that are appropriate for their regions. These programs then help builders develop homes that are energy efficient, healthier to live in, and better for the environment.

We also believe in supporting our communities. One way we do this is through the JELD-WEN Tradition Foundation, which provides charitable funds to educational organizations. We've been the title sponsor of the JELD-WEN Tradition on the PGA TOUR's Champions Tour since 2003; we're a Proud Partner of THE PLAYERS; and we're the official window, door and millwork provider on the PGA TOUR.

The JELD-WEN website is your ultimate resource for learning about our reliable windows and doors. It has all the product information and design advice you need. Visit us at jeld-wen.com today.



Official window, door and millwork provider of the PGA TOUR and Champions Tour



JELD-WEN is proud to support a better way to build

©2009 JELD-WEN, inc. This publication and its contents are owned by JELD-WEN, inc. and are protected under the U.S. Copyright Act and other intellectual property laws. Unauthorized use or duplication is prohibited. All trademarks, service marks, logos, and the like (whether registered or unregistered) are owned or controlled by JELD-WEN, inc. or others. Unauthorized use or duplication prohibited. JELD-WEN reserves the right to change product specifications without notice. Please check our website, jeld-wen.com, for current information.

